



MM[®] SCG Series Expansion Joint

Split Slab Covered Gutter Membrane System

SPECCATA
 MM Systems Corporation • 50 MM Way, Pendergrass, GA 30567 • 866.506.6929 • www.mm-usa.com

DESCRIPTION

The Split-Slab Covered Gutter Membrane System is a high performance seismic expansion joint sealing system for split slab construction with an integral slide plate cover. System includes heavy-duty aluminum frames with dual continuous locking EPDM rubber gutters that tie directly into the structural concrete deck waterproofing. The integral slide plate cove attaches directly to joint systems frame not to the concrete deck or pavers.

BASIC USE

SCG Series is a watertight membrane sealing system designed for wide seismic expansion joints in plaza decks, parking structures, and other split slab structures exposed to extreme weather conditions.

FEATURES

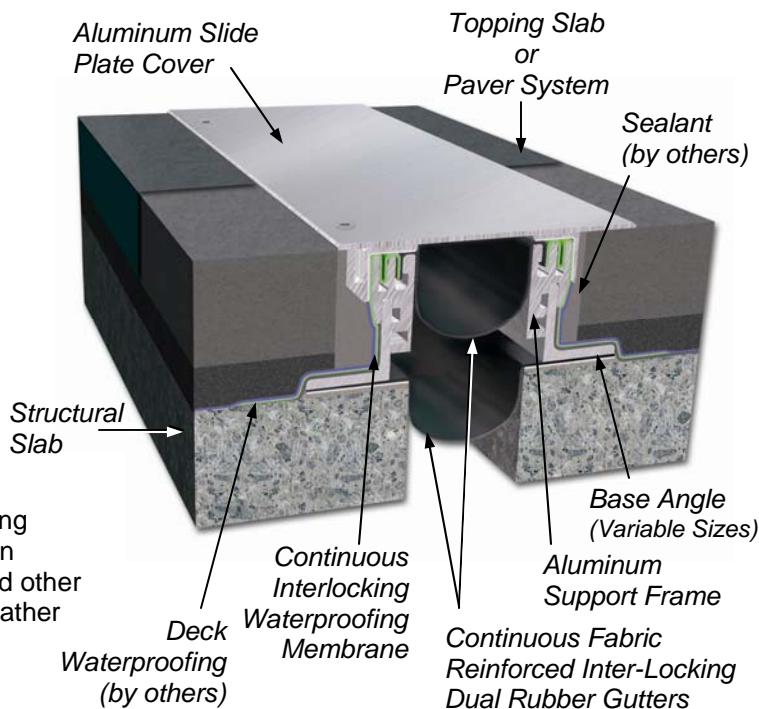
- Continuous EPDM Rubber Gutter ties directly into primary deck waterproofing.
- Capable of thermal, seismic, vertical and lateral shear movement.
- Secondary EPDM Rubber Gutter provides back-up waterproofing protection.
- Leg height adjusts to accommodate pavers, topping slabs and other surfaces.
- ADA compliant cover plate provides pedestrian friendly walking surface.
- Factory pre-fabricated rubber drain tube assemblies are available.
- May be available with 5-year warranty through Certified Contractor Network.

SPECIAL FEATURES

- Integral Cover Plate attaches directly to systems frame not to deck or pavers.
- Compatible with most waterproofing deck membranes.
- Contact MM for custom slide plate and hinged cover plate details.
- Fire Barriers - MM[®] expansion joint systems are available with 2 - 4 hour fire protection ratings.

LIMITATIONS

- Concrete must be properly formed, finished and have sound substrate.



PACKAGING

Aluminum frames, covers and steel angles supplied in 10-foot lengths shipped on wooden pallets.

Hardware and other accessories packaged in cardboard cartons.

EPDM rubber gutter supplied in longest possible lengths shipped on pallets

STORAGE

All materials should be stored in a cool, dry location 60-80°F (15-27°C) prior to use.

COLOR OPTIONS

SCG Rubber Gutter Membrane is supplied in UV stable black.

PRECAUTIONS

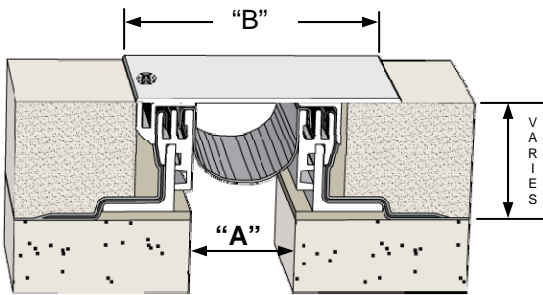
Use protective goggles and gloves. Read and follow labels and Material Safety Data Sheet before use.

MM SCG Series Expansion Joint

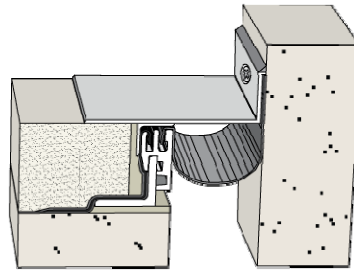
SELECTION GUIDE

Model Number	Total Movement	Joint Opening "A"				Slide Plate "B"
		Thermal Minimum	Nominal	Seismic Maximum		
SCG-200	3.75 95	.250 6	2.00 51	4.00 102	8.00 203	
SCG-400	5.75 146	.250 6	4.00 102	6.00 152	10.0 254	
SCG-600	8.75 222	.250 6	6.00 152	9.00 229	13.0 330	
SCG-800	11.75 298	.250 6	8.00 203	12.0 305	16.0 406	
SCG-1000	14.75 375	.250 6	10.0 254	15.0 381	19.0 483	
SCG-1200	17.75 451	.250 6	12.0 305	18.0 457	22.0 559	

Dimensions are in **inches** (bold) and millimeters.
See web site for SCG-C Slab-to-Wall Movement Table.



Model SCG



Model SCG-C

Note: Secondary Gutters not shown in details above.

PHYSICAL PROPERTIES

Physical Property	Test Method	Value
EPDM RUBBER		
Tensile Strength	ASTM D412	1000 psi
Fabric Reinforcement	4 Ounce Polyester Cloth	
Elongation	ASTM D412	250%
Temperature Range		-30F to +200F
Tear Strength, Die C	ASTM D624	150 pli
Hardness Shore A	ASTM D2240	70 +/-5
Ozone Resistance	ASTM D1149	No Cracks
UV Resistance	ASTM D695	Very Good

NOTE: The foregoing information is published as general information only. The listed properties and performance characteristics are approximate values while actual field results may vary.

LIMITED WARRANTY

MM Systems warrants the Split Slab Covered Gutter System to be free of defects in material and conform to technical data listed. We make no warranty as to color or appearance. Since methods of application can affect performance and on site conditions are beyond our control, MM Systems makes no other warranty, expressed or implied, including warranties of MERCHANTABILITY AND FITNESS FOR A PARTICULAR PURPOSE. MM Systems sole obligation shall be, at its option, to replace, or to refund the purchase price of the quantity of system proved to be defective. In no event shall MM Systems be liable for any special, incidental, consequential, loss of profits or punitive damages. Other warranties may be available when installed by a MM® Certified Contractor.

INSTALLATION

- 1) Remove and repair all unsound concrete in and around the joint opening. All spalls must be repaired with compatible patching material.
- 2) Install secondary EPDM rubber gutter and splice and seal into the waterproofing deck membrane.
- 3) Pre-attach aluminum frame to base angle.
- 4) Install anchors using base angle as a spacing and location template.
- 5) Located and install optional drain tube assemblies.
- 6) Adjust overall system height – utilize structural repair mortar leveling bed as necessary to correct elevation.
- 7) Install primary EPDM rubber gutter into aluminum frame.
- 8) Install retaining cap and Slide Cover over rubber gutter.
- 9) Seal edge along side of side frames with polyurethane or silicone sealant.
- 10) Install in accordance with detailed installation guide.

MM Systems reserves the right to amend or withdraw information contained herein, without notice, and will not be liable for any inaccuracy or ambiguity of said information.

Current Issue 6-14-11



Spec Data

50 MM Way, Pendergrass, GA 30567 • 866.506.6929 • www.mm-usa.com