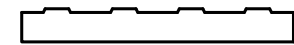



Model Number	Nominal (JO _N)		Nominal (SL _N)		Thermal Movement (JO _T)				Seismic Movement (JO _S)				Slide Plate (SP)		Total (JO _T) Movement		Blockout Width (BW)	
	Minimum	Maximum	Minimum	Maximum	Minimum	Maximum	Minimum	Maximum	Minimum	Maximum	Minimum	Maximum	Minimum	Maximum	Minimum	Maximum	Minimum	Maximum
SID-C-200	2.00	51	5.125	130	1.00	25	3.00	76	1.00	25	3.00	76	4.00	102	2.00	51	4.125	105
SID-C-300	3.00	76	6.125	156	1.50	38	4.50	114	1.50	38	4.50	114	5.50	140	3.00	76	5.125	130
SID-C-400	4.00	102	7.125	181	2.00	51	6.00	152	2.00	51	6.00	152	7.00	178	4.00	102	6.125	156
SID-C-500	5.00	127	8.125	206	2.50	64	7.50	191	2.50	64	7.50	191	8.50	216	5.00	127	7.125	181
SID-C-600	6.00	152	9.125	232	3.00	76	9.00	229	3.00	76	9.00	229	10.00	254	6.00	152	8.125	206
SID-C-700	7.00	178	10.125	257	3.50	89	10.50	267	3.50	89	10.50	267	11.50	292	7.00	178	9.125	232
SID-C-800	8.00	203	11.125	283	4.00	102	12.00	305	4.00	102	12.00	305	13.00	330	8.00	203	10.125	257
SID-C-900	9.00	229	12.125	308	4.50	114	13.50	343	4.50	114	13.50	343	14.50	368	9.00	229	11.125	283
SID-C-1000	10.00	254	13.125	333	5.00	127	15.00	381	5.00	127	15.00	381	16.00	406	10.00	254	12.125	308

Dimension shown in inches (bold) and millimeters. JO = Joint Opening, SL = Sight Line.
Elevation Tolerance-Surface areas two feet on each side of the expansion joint opening shall have identical elevations creating flush slab-to-slab transition.
See Drawing 31900-02 for Galvanized Cover & Drawing 31950-02 for Aluminum Cover.


PLATE FINISH OPTIONS



DIAMOND PATTERN




PEDI-GRIP (GLASS BEAD ABRADED)

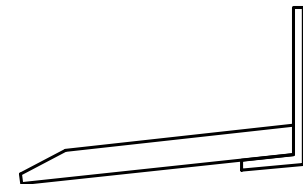


MILL FINISH

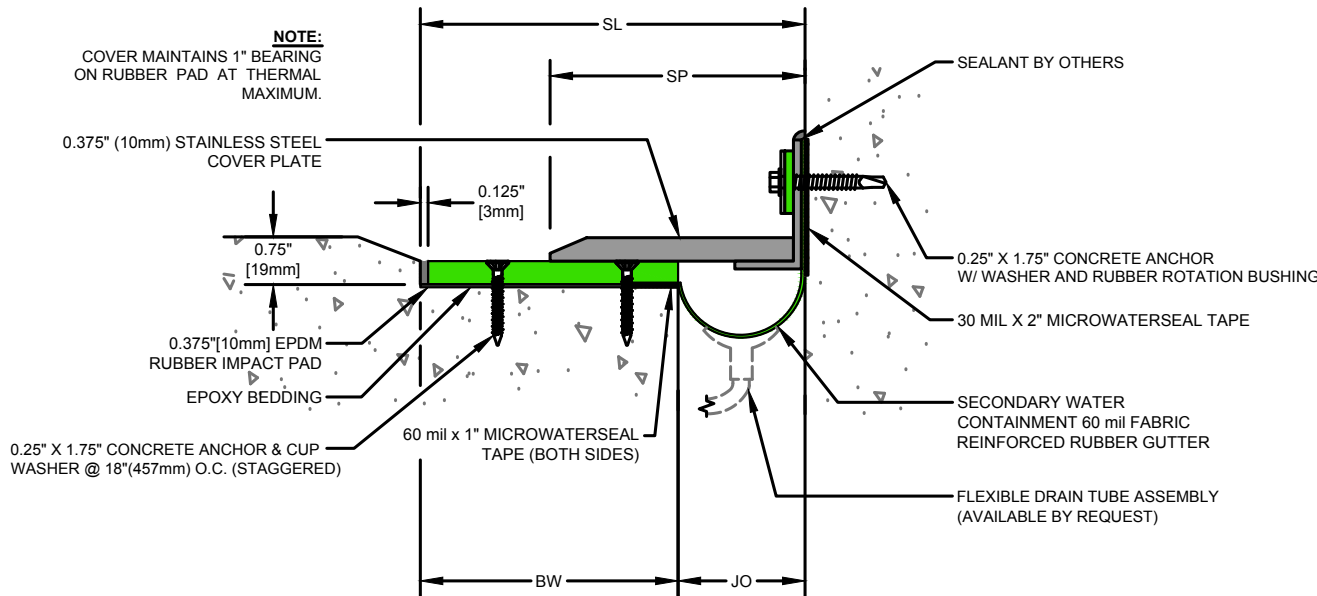
PLATE PROFILE OPTIONS



FLAT



CONVEX



**SID-C Series Expansion Joint
(Slab-to-Wall)**



50 MM WAY
PENDERGRASS, GA. 30567
706-824-7500 PHONE
800-241-3460 TOLL FREE
706-824-7501 FAX

www.mm-usa.com

For Spec-Data, Install Guides and other data visit www.mm-usa.com.

RIGHTS OF DESIGN

All rights of design, detail, engineering and/or invention contained herein are the property of MM Systems Corporation and hereby reserved and are not to be reproduced or provided to any other party. MM Systems Corporation reserves the right to amend or withdraw any information contained herein without notice and will not be liable for any inaccuracy or ambiguity of said information.

**Stainless Steel Impact Expansion Joint
SID-C Series**

Drawn by: DMW	Scale: NTS	Drawing Number: 31450-02
SHT. 1 OF 1	Issue Date: 03-14-2018	