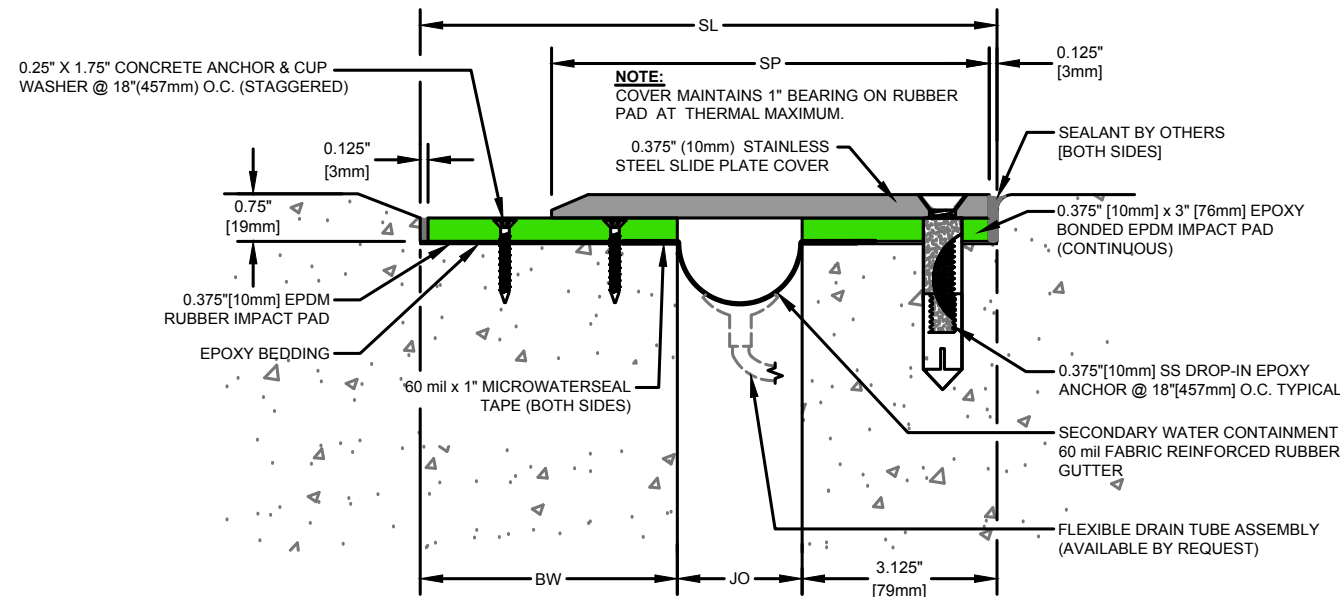


Model Number	Nominal (JO _N)		Nominal (SL _N)		Thermal Movement (JO _T)				Seismic Movement (JO _S)				Slide Plate (SP)		Total (JO _T)		Blockout Width (BW)	
	Minimum	Maximum	Minimum	Maximum	Minimum	Maximum	Minimum	Maximum	Minimum	Maximum	Minimum	Maximum	Minimum	Maximum	Minimum	Maximum	Minimum	Maximum
SID-200	2.00	51	9.125	232	1.00	25	3.00	76	1.00	25	3.00	76	7.00	178	2.00	51	4.125	105
SID-300	3.00	76	11.125	283	1.50	38	4.50	114	1.50	38	4.50	114	8.50	216	3.00	76	5.125	130
SID-400	4.00	102	13.125	333	2.00	51	6.00	152	2.00	51	6.00	152	10.00	254	4.00	102	6.125	156
SID-500	5.00	127	15.125	384	2.50	64	7.50	191	2.50	64	7.50	191	11.50	292	5.00	127	7.125	181
SID-600	6.00	152	17.125	435	3.00	76	9.00	229	3.00	76	9.00	229	13.00	330	6.00	152	8.125	206
SID-700	7.00	178	19.125	486	3.50	89	10.50	267	3.50	89	10.50	267	14.50	368	7.00	178	9.125	232
SID-800	8.00	203	21.125	537	4.00	102	12.00	305	4.00	102	12.00	305	16.00	406	8.00	203	10.125	257
SID-900	9.00	229	23.125	587	4.50	114	13.50	343	4.50	114	13.50	343	17.50	445	9.00	229	11.125	283
SID-1000	10.00	254	25.125	638	5.00	127	15.00	381	5.00	127	15.00	381	19.00	483	10.00	254	12.125	308

Dimension shown in inches (bold) and millimeters. JO = Joint Opening. SL = Sight Line.
Elevation Tolerance-Surface areas two feet on each side of the expansion joint opening shall have identical elevations creating flush slab-to-slab transition.
See Drawing 31900-01 for Galvanized Cover & Drawing 31950-01 for Aluminum Cover.



SID Series Expansion Joint
(Slab-to-Slab)


PLATE FINISH OPTIONS



DIAMOND PATTERN




PEDI-GRIP (GLASS BEAD ABRADED)



MILL FINISH

PLATE PROFILE OPTIONS



FLAT



CONVEX



50 MM WAY
PENDERGRASS, GA. 30567
706-824-7500 PHONE
800-241-3460 TOLL FREE
706-824-7501 FAX

www.mm-usa.com

For Spec-Data, Install Guides and other data visit www.mm-usa.com.

RIGHTS OF DESIGN

All rights of design, detail, engineering and/or invention contained herein are the property of MM Systems Corporation and hereby reserved and are not to be reproduced or provided to any other party. MM Systems Corporation reserves the right to amend or withdraw any information contained herein without notice and will not be liable for any inaccuracy or ambiguity of said information.

**Stainless Steel Impact Expansion Joint
SID Series**

Drawn by: DMW	Scale: NTS	Drawing Number: 31450-01
SHT. 1 OF 1	Issue Date: 03-14-2018	